



2015





.....46

.....53

.....55

.....56

.....**58**

.....58

.....58

.....62

.....**63**

| | |
|--|--|
| | |
| | |
| | |
| | |

| | | | | | | | 2014 12 31 /2014 | | | | |
|---|--|--|--|--|--|--|------------------|--|--|--|--|
| | | | | | | | | | | | |
| | | | | | | | | | | | |
| 5 | | | | | | | | | | | |
| 6 | | | | | | | | | | | |
| 7 | | | | | | | | | | | |

| | | | |
|--|--|--|--|
| | | | |
| | | | |

| | | |
|--|--|--|
| | | |
| | | |
| | | |
| | | |
| | | |

| | 2014 | | 2013 | | 2012 | |
|--|-------------------|----------------|-------------------|-------------|-------------------|-------------|
| | | | | | | |
| | | | | | | |
| | | | | | | |
| | | | | | | |
| | | | | | | |
| | 684,410.95 | 100.00% | 747,774.14 | 100% | 608,675.03 | 100% |
| | | | | | | |
| | | | | | | |

| | | | |
|-------------|---|--|--|
| | | | |
| | | | |
| | | | |
| | | | |
| | | | |
| | | | |
| | | | |
| 2012 | | | |
| | / | | |
| | | | |
| | | | |
| | | | |
| | | | |
| | | | |
| | | | |
| | | | |
| | | | |
| | | | |
| | | | |

| | 2014 | 2013 | 2012 |
|--|-------------|-------------|-------------|
| | | | |
| | | | |
| | | | |

| | | | |
|--|--|--|--|
| | | | |
| | | | |
| | | | |

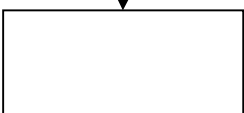
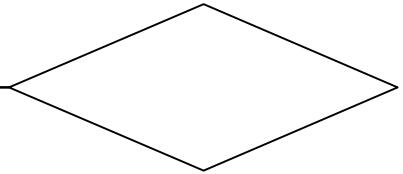

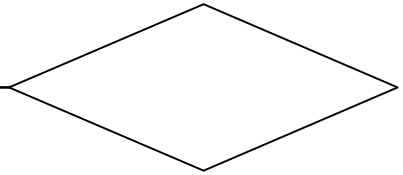

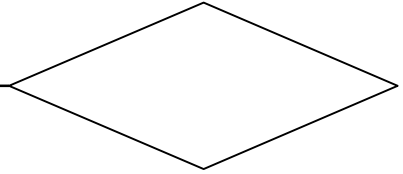

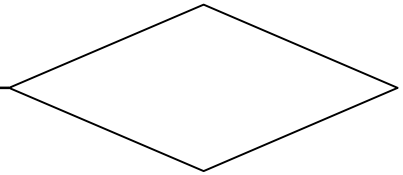

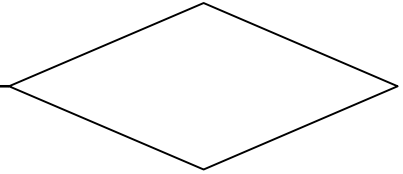

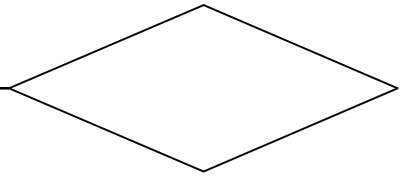



| | 2014 | 2013 | 2012 |
|--|------------|------------|------------|
| | | | |
| | | | |
| | | | |
| | 629,416.92 | 567,290.69 | 491,073.94 |
| | | | |
| | | | |
| | | | |
| | 617,731.03 | 568,225.69 | 527,328.62 |
| | 11,685.90 | -934.99 | -36,254.68 |
| | | - | |
| | | - | |
| | | | |
| | 4,343.39 | 223.11 | 230.69 |
| | | | |
| | | | |
| | | | |
| | 41,304.37 | 12,267.64 | 39,908.75 |
| | -36,960.97 | -12,044.53 | -39,678.06 |
| | | | |
| | | - | |
| | | | |
| | | - | |
| | | - | |
| | 272,105.62 | 198,200.00 | 223,708.11 |
| | | | |
| | | | |
| | | 70.93 | |
| | | - | |
| | 223,782.95 | 171,364.25 | 150,727.60 |
| | 48,322.67 | 26,835.75 | 72,980.50 |
| | 365.73 | -169.23 | 203.14 |
| | 23,413.32 | 13,687.00 | -2,749.10 |

| | 2014 | 2013 | 2012 |
|--|------|------|------|
| | | | |
| | | | |
| | | | |
| | | | |
| | | | |

2012

| | | 2012 | |
|--|--|------|--|
| | | | |
| | | | |
| | | | |
| | | | |
| | | | |
| | | | |
| | | | |
| | | | |
| | | | |
| | | | |
| | | | |

| | | | |
|--|--|--|--|
| | | | |
| | | | |
| | | | |
| | | | |



（本页无正文，为《长江精工钢结构（集团）股份有限公司公开发行 2015 年公司债券募集说明书摘要》之盖章页）

长江精工钢结构（集团）股份有限公司

