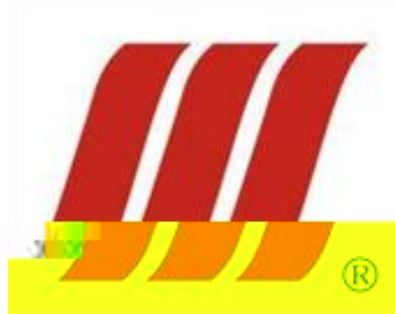


600496.SH



**A**

---

A

A

A

A

A

A

1 2020

2 35

3 80%

=

/

4 543,133,560 543,133,560

30%

5

6 A 100,000

|   |       |                   |                   |
|---|-------|-------------------|-------------------|
|   |       |                   |                   |
| 1 | B EPC | 216,740.50        | 60,000.00         |
| 2 |       | 28,625.83         | 10,000.00         |
| 3 |       | 30,000.00         | 30,000.00         |
|   |       | <b>275,366.33</b> | <b>100,000.00</b> |

10

25 --

11

.....2

.....3

.....8

.....9

.....9

.....9

.....13

.....13

.....16

.....16

.....16

.....17

.....18

.....18

.....18

.....21

.....23

.....25

.....25

.....26

.....26

.....26

.....27

.....27

.....**31**

.....31

.....32

.....34

.....**36**

.....36

.....38

.....39

.....39

.....39

.....41

.....42

.....42

.....43

|            |  |                                 |
|------------|--|---------------------------------|
|            |  |                                 |
|            |  |                                 |
|            |  |                                 |
|            |  |                                 |
|            |  | A                               |
| / /<br>/ A |  | 543,133,560    543,133,560    A |
|            |  |                                 |
|            |  |                                 |
|            |  |                                 |
|            |  |                                 |
|            |  |                                 |
|            |  |                                 |
|            |  |                                 |
|            |  |                                 |
|            |  |                                 |
|            |  |                                 |
| / /        |  | / /                             |



---

|  |   |
|--|---|
|  |   |
|  | Changjiang & Jingong Steel Building (Group) Co.,Ltd |
|  |   |
|  |   |
|  | 1999 6 28   |

2016  
6,874  
2.87%  
20%**2**

2019  
11.84%  
70%

2018  
6,736  
32.08%  
2018  
2%

2015

**3**

2016

2020 15%

2025 30%

2020 30%

2020 15-20%

**4**

2018 2 1

50%

35%

50%

**5 EPC**

2016

2019 12

**1**            **EPC**

EPC

B EPC

EPC

EPC

**2**

PSC

2020 1

60%

**3**

2019 9 30

63.10%

35 35





12

35

13.09%

16.57%

29.67%

537,069,604

536,420,000

99.88%

29.63%

5,028,124

0.28%



29.67%

29.94%

30%

23.03%

2020 4 7

2020

2020

A

100,000

|   |       |                   |                   |
|---|-------|-------------------|-------------------|
|   |       |                   |                   |
| 1 | B EPC | 216,740.50        | 60,000.00         |
| 2 |       | 28,625.83         | 10,000.00         |
| 3 |       | 30,000.00         | 30,000.00         |
|   |       | <b>275,366.33</b> | <b>100,000.00</b> |

1

EPC

EPC

B EPC

EPC

EPC

**2**

PSC

BIM      BLS

PSC

GBS

95%

2020 1 10

**2**

+

**3**

1

2

2019 9 30

1,404,897.95

886,422.02

63.10%

**B EPC**

1

**B EPC**

185

17.2

15.4

1.8

- -

2

216,740.50

60,000.00

3

EPC

4

2019 2

|   |  |   |                    |
|---|--|---|--------------------|
|   |  |   |                    |
| 1 |  | B | [2018]386          |
| 2 |  | B | 201933060300000170 |

5

14.16%

1

7.97

4.69

3.28

60%

PSC

2

28,625.83

10,000.00

3

4

2018 12

|   |  |  |          |
|---|--|--|----------|
|   |  |  |          |
| 1 |  |  | [2018]19 |
| 2 |  |  | [2017]10 |

5

14.61%

30,000

EPC







A

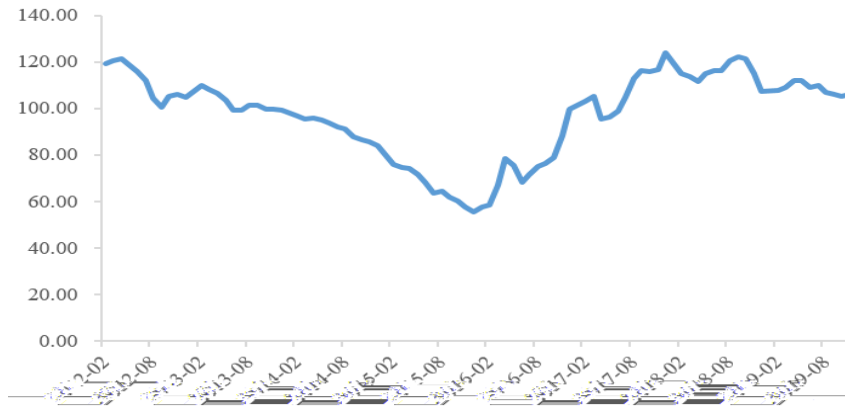
2019 12 31

|  |           |           |            |  |
|--|-----------|-----------|------------|--|
|  |           |           |            |  |
|  | 19,500.00 | 2018.3.30 | 2025.11.30 |  |

**1**

**2**

2012      2019



Wind

3

16.92

**5**

2011

100%

3.36

3.12

0.24

2018

2018

0.24

2019 9 30

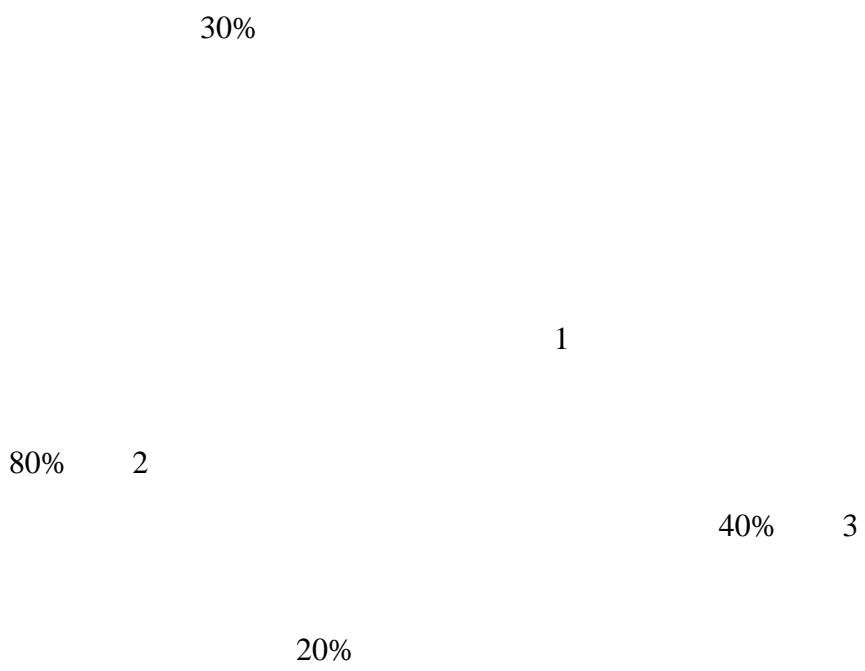
3.15

**6**

**1**

**2**

**3**



2/3

[2012]37

3

[2013]43

2020

2019-2021

1



2

3

2/3

|       |            |               |
|-------|------------|---------------|
| 2016  | 2016 12 31 | 1,510,445,200 |
| 0.01  |            | 15,104,452    |
| 2018  | 2018 12 31 | 1,810,445,200 |
| 0.013 |            | 23,535,787.60 |

|      |      |
|------|------|
| 2016 | 2018 |
|------|------|

|  | 2018      | 2017     | 2016      |
|--|-----------|----------|-----------|
|  | 18,171.23 | 6,202.21 | 10,976.46 |
|  | 2,353.58  | -        | 1,510.45  |



[2013]110

[2014]17

[2015]31

2019 2020

543,133,560

30%

100,000.00

1 2020 9 30

2

3

100,000.00

543,133,560

|   |               |      |        |      |      |      |      |      |
|---|---------------|------|--------|------|------|------|------|------|
| 4 | 38,000        | 2019 | 2018   | 109% | 2019 | 2018 | 115% | 2020 |
|   |               |      | 32,800 |      |      |      |      |      |
|   |               |      |        |      | 2019 |      |      | 2019 |
|   | 15%           | 2019 | 30%    |      |      |      |      |      |
| 5 | 1,810,445,200 |      |        |      |      |      |      |      |
| 6 |               |      |        |      |      |      |      | A    |
| 7 |               |      |        |      |      |      |      |      |
| 8 |               |      |        |      |      |      |      |      |

|          | 2019 /        | 2020 /2020.12.31 |               |
|----------|---------------|------------------|---------------|
|          | 2019.12.31    |                  |               |
|          | 1,810,445,200 | 1,810,445,200    | 2,353,578,760 |
|          |               |                  | 100,000.00    |
|          |               |                  | 543,133,560   |
| <b>1</b> | <b>2020</b>   | <b>2019</b>      |               |
|          | 38,000.00     | 38,000.00        | 38,000.00     |
|          | 32,800.00     | 32,800.00        | 32,800.00     |
| /        | 0.21          | 0.21             | 0.20          |
| /        | 0.18          | 0.18             | 0.17          |
| /        | 0.21          | 0.21             | 0.20          |

|          | 2019 /      | 2020 /2020.12.31 |            |
|----------|-------------|------------------|------------|
|          | 2019.12.31  |                  |            |
| /        | 0.18        | 0.18             | 0.17       |
|          | 7.50%       | 6.98%            | 6.67%      |
|          | 6.47%       | 6.02%            | 5.76%      |
| <b>2</b> | <b>2020</b> | <b>2019</b>      | <b>15%</b> |
|          | 38,000.00   | 43,700.00        | 43,700.00  |
|          | 32,800.00   | 37,720.00        | 37,720.00  |
| /        | 0.21        | 0.24             | 0.22       |
| /        | 0.18        | 0.21             | 0.19       |
| /        | 0.21        | 0.24             | 0.22       |
| /        | 0.18        | 0.21             | 0.19       |
|          | 7.50%       | 7.98%            | 7.63%      |
|          | 6.47%       | 6.89%            | 6.59%      |
| <b>3</b> | <b>2020</b> | <b>2019</b>      | <b>30%</b> |
|          | 38,000.00   | 49,400.00        | 49,400.00  |
|          | 32,800.00   | 42,640.00        | 42,640.00  |
| /        | 0.21        | 0.27             | 0.25       |
| /        | 0.18        | 0.24             | 0.22       |
| /        | 0.21        | 0.27             | 0.25       |
| /        | 0.18        | 0.24             | 0.22       |
|          | 7.50%       | 8.98%            | 8.59%      |
|          | 6.47%       | 7.75%            | 7.41%      |

1 2019

2019

2

9

A

---

2020

2020

A

B EPC

BIM BLS

PSC

GBS

95%

2020 1 10

+



3

2019-2021



/

4

/

/

/

2020

2020 4 7